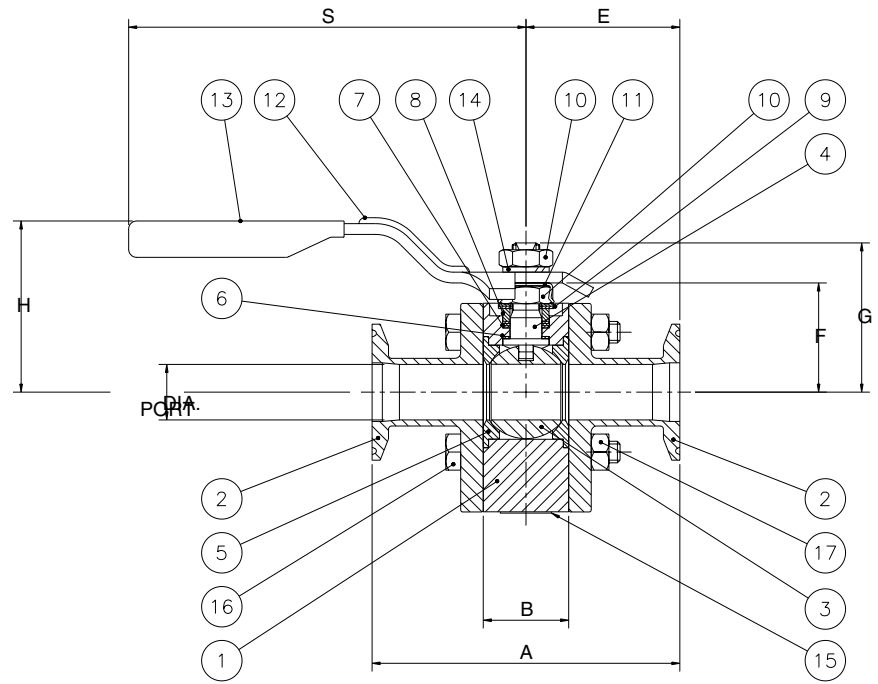
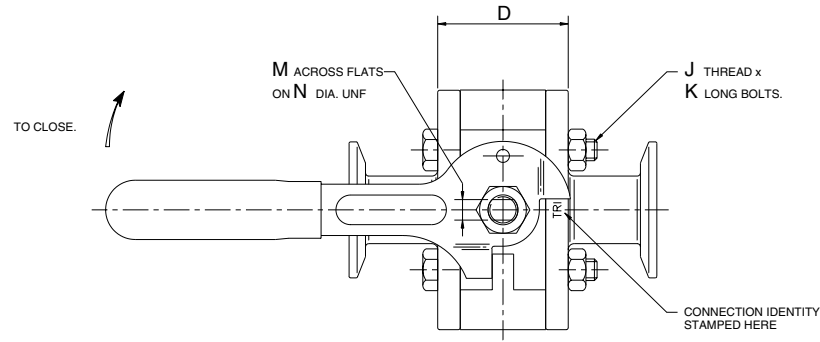
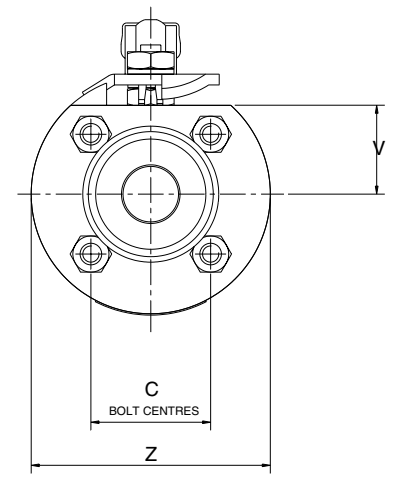


VALVE SIZE		VALVE DIMENSIONS (mm)																
		PORT DIA	A ±0.8	B ±0.07	C	D ±0.8	E ±0.4	F ±0.25	G ±0.25	H ±0.8	J	K	M ±0.04	N	S	V	Z	APPROX Kg
15	1/2	11.1	88.9	20.58	31.8	31.8	44.4	27.54	37.99	58.0	M6	40.0	5.5	3/8UNF	136.0	23.0	63.5	0.7
20	3/4	14.3	101.6	24.55	38.1	37.4	50.8	29.93	40.38	60.3	M6	45.0	5.5	3/8UNF	136.0	26.0	70.0	0.9
25	1	20.6	114.2	31.69	44.5	49.3	57.1	40.63	55.58	64.8	M8	60.0	7.5	7/16UNF	149.0	33.0	90.0	1.6



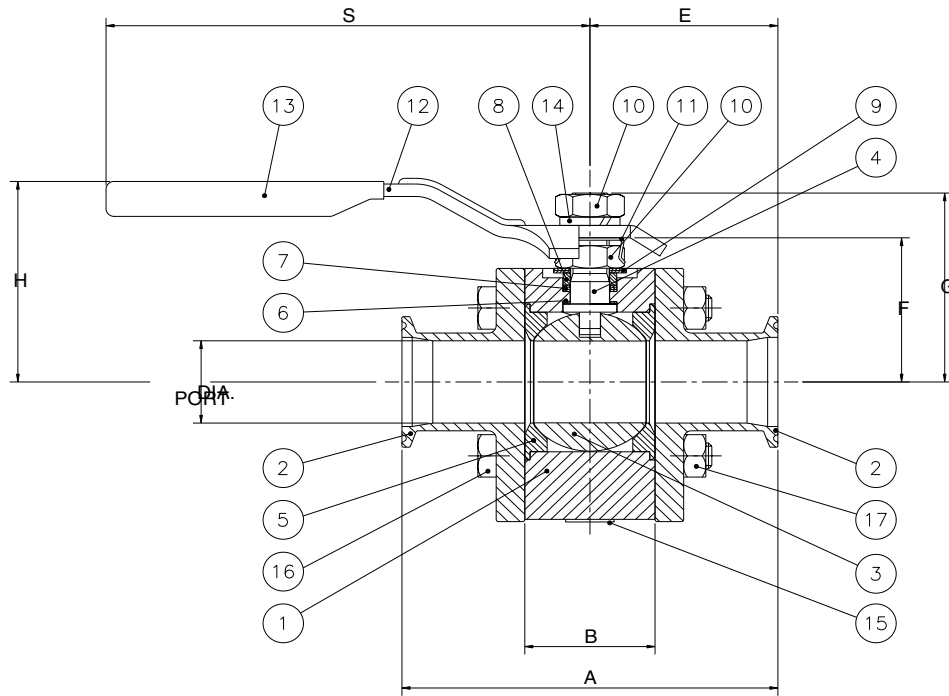
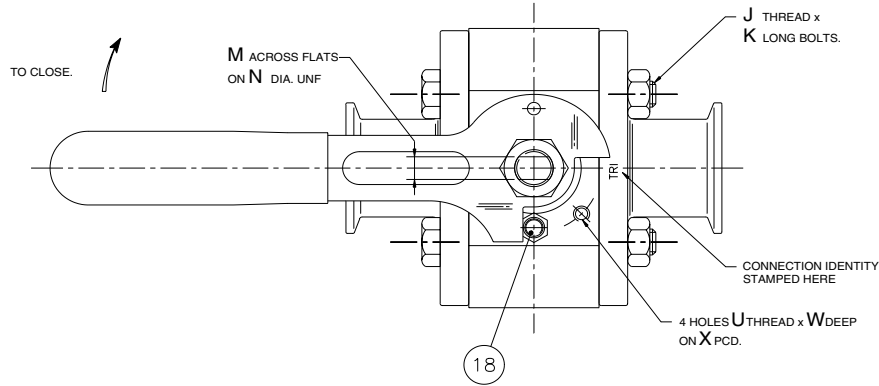
ITEM No	DESCRIPTION	MATERIAL	QTY
1	BODY	STAINLESS STEEL BS970 316S11	1
2	BODY CONNECTOR	STAINLESS STEEL BS970 316S11	2
3	BALL	STAINLESS STEEL BS970 316S11	1
4	STEM	STAINLESS STEEL BS970 316S11	1
5	SEAT/SEAL * T	PTFE VIRGIN	2
6	THRUST SEAL *	PTFE 25% GLASS FILLED	1
7	GLAND PACKING *	PTFE 35% CARBON FILLED	3
8	GLAND	STAINLESS STEEL 316	1
9	DISC SPRING *	STAINLESS STEEL 302	2
10	GLAND/WRENCH NUT *	STAINLESS STEEL 316	2
11	LOCKING CLIP *	CARBON STEEL PLATED	1
12	WRENCH	STAINLESS STEEL 17% CHROMIUM	1
13	WRENCH SLEEVE	VINYL PLASTISOL	1
14	SPRING WASHER *	STAINLESS STEEL 316	1
15	IDENTIFICATION PLATE	STAINLESS STEEL 304	1
16	BODY CONNECTOR BOLT	STAINLESS STEEL BS6105 A4/80	4
17	BODY CONNECTOR NUT	STAINLESS STEEL BS6105 A4/80	4

NOTES:-  
 1. DRAWING SHOWS 25mm VALVE.  
 2. FOR ACTUATED VALVES ITEMS 13,14,15 & 1 OFF ITEM 11 ARE OMITTED.  
 3. ITEMS MARKED THUS \* DENOTE COMPONENTS SUPPLIED IN REPAIR KIT.



**WK44 15-25mm**

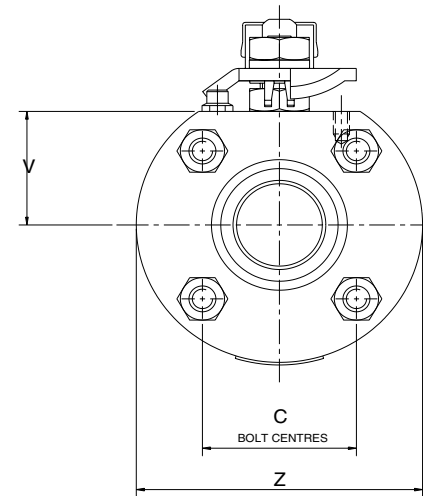
VALVE SIZE		VALVE DIMENSIONS (mm)																			
MM	INS	PORT DIA	A ±0.8	B ±0.07	C	D ±0.8	E ±0.4	F ±0.25	G ±0.25	H ±0.8	J	K	M ±0.04	N	S	U	V	W	X	Z	APPROX Kg
40	1 1/2	31.8	139.6	48.35	57.2	69.6	69.8	54.89	73.04	77.9	M10	80.0	8.67	9/16UNF	181.0	M6	44.0	8.7	50.0	108.0	3.1
50	2	38.1	158.6	56.28	66.7	79.1	79.3	59.64	77.79	82.6	M10	90.0	8.67	9/16UNF	181.0	M6	48.7	8.7	50.0	114.3	4.0



ITEM No	DESCRIPTION	MATERIAL	QTY
1	BODY	STAINLESS STEEL BS970 316S11	1
2	BODY CONNECTOR	STAINLESS STEEL BS970 316S11	2
3	BALL	STAINLESS STEEL BS970 316S11	1
4	STEM	STAINLESS STEEL BS970 316S11	1
5	SEAT/SEAL	* T PTFE VIRGIN	2
6	THRUST SEAL	* PTFE 25% GLASS FILLED	1
7	GLAND PACKING	* PTFE 35% CARBON FILLED	3
8	GLAND	STAINLESS STEEL 316	1
9	DISC SPRING	* STAINLESS STEEL 302	2
10	GLAND/WRENCH NUT	* STAINLESS STEEL 316	2
11	LOCKING CLIP	* CARBON STEEL PLATED	1
12	WRENCH	STAINLESS STEEL 17% CHROMIUM	1
13	WRENCH SLEEVE	VINYL PLASTISOL	1
14	SPRING WASHER	* STAINLESS STEEL 316	1
15	IDENTIFICATION PLATE	STAINLESS STEEL 304	1
16	BODY CONNECTOR BOLT	STAINLESS STEEL BS6105 A4/80	4
17	BODY CONNECTOR NUT	STAINLESS STEEL BS6105 A4/80	4
18	STOP SCREW	STAINLESS STEEL 316	1

NOTES:-

- DRAWING SHOWS 40mm VALVE.
- FOR ACTUATED VALVES ITEMS 13,14,15,19 & 1 OFF ITEM 11 ARE OMITTED.
- ITEMS MARKED THUS \* DENOTE COMPONENTS SUPPLIED IN REPAIR KIT.



**WK44 40-50mm**